



ಬೃಹತ್ ಬೆಂಗಳೂರು ಮಹಾನಗರ ಪಾಲಿಕೆ
Bruhat Bengaluru Mahanagara Palike



BBMP COVID-19 WAR ROOM 24.06.2022



OVERVIEW OF COVID-19 IN BENGALURU

CASE TRENDS ACTIVE CASES **4,929**

<u>Confirmed Cases</u>	<u>Recovered Cases</u>	<u>Death Cases</u>
776	665	0
17,99,456 #	17,77,559 #	16,968 #

HOSPITALIZATION **69**

<u>ICU – V</u>	<u>ICU</u>	<u>HDU</u>	<u>General</u>
	10	1	58

INCLUDES GOVT. QUOTA AND PRIVATE WALK-IN HOSPITALIZATION

VACCINATION **10,851** 1,96,39,476 #

<u>First Dose</u>	<u>Second Dose</u>	<u>Precaution Dose</u>
965	5,496	4,390
96,68,703 #	89,37,895 #	7,73,024 #

TRIAGING

MTU

26

Tele Triage

641

ACTIVE CLUSTERS

20

Budding Clusters (<5 Cases)

18

Clusters (> 5 cases)

2

TESTING **16,771** 3,04,21,696 #

<u>Positivity : 4.34%</u>	<u>RAT</u>	<u>RTPCR</u>
<small>*FOR LAST 7 DAYS</small>	3,809	12,962

: indicates cumulative numbers till date



ABSTRACT OF COVID-19 SCENARIO IN BENGALURU

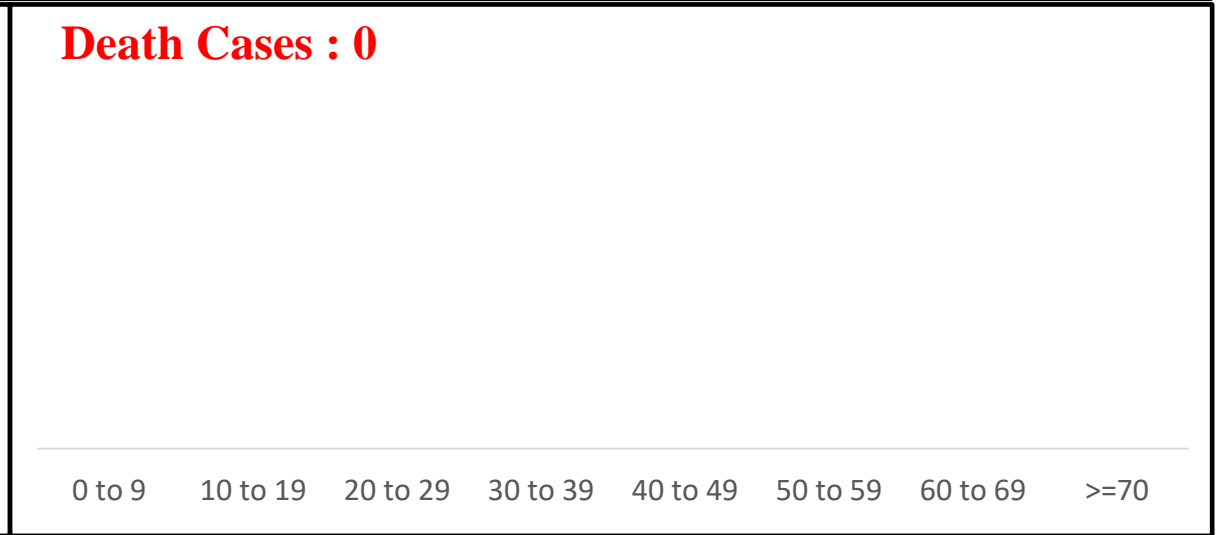
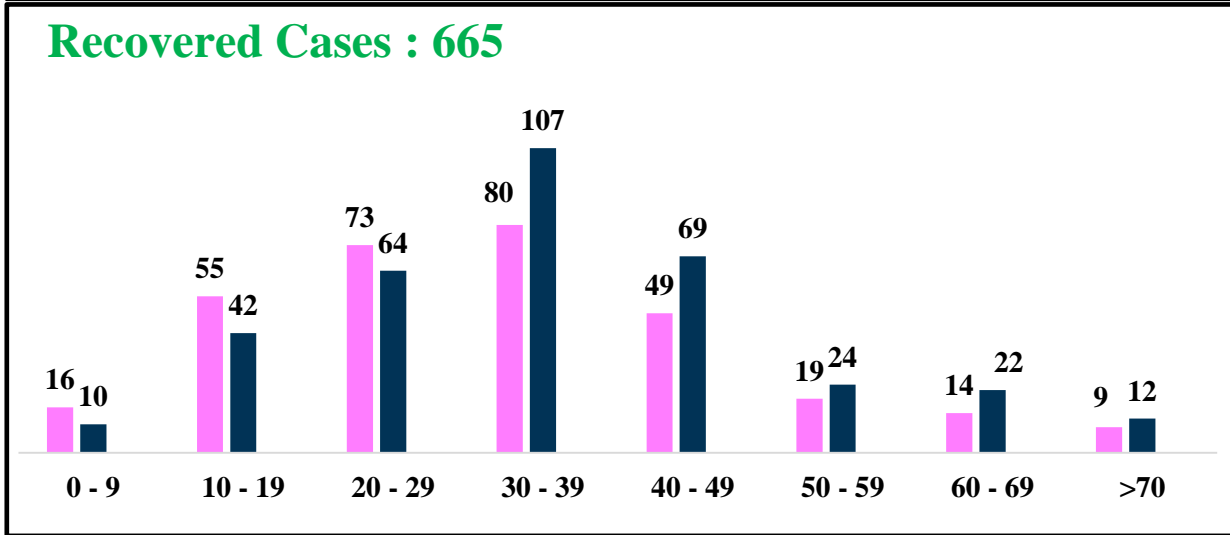
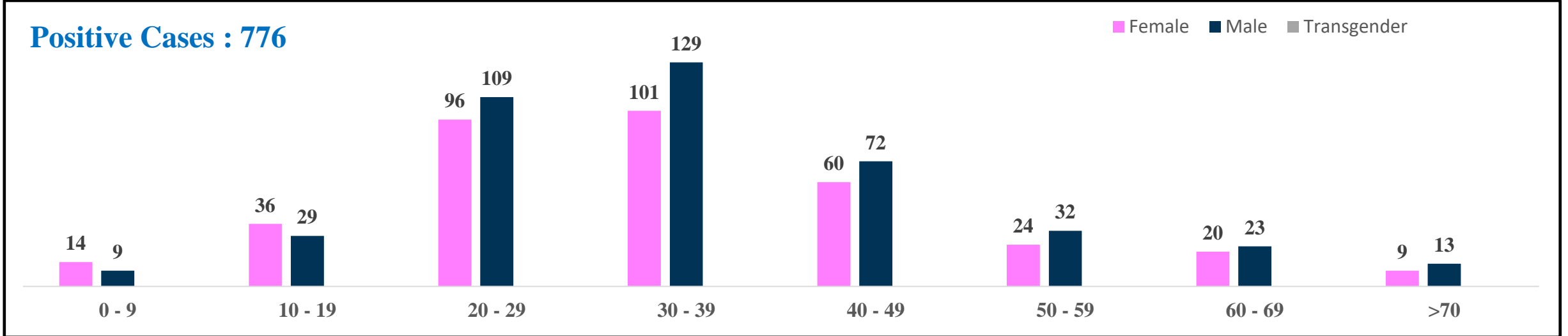


	MALE			FEMALE			TRANSGENDER			TOTAL		
	Last 24 Hours	Last 7 Days	Cumulative	Last 24 Hours	Last 7 Days	Cumulative	Last 24 Hours	Last 7 Days	Cumulative	Last 24 Hours	Last 7 Days	Cumulative
Positive Cases	416	2,528	10,63,748	360	2,166	7,35,513	0	2	195	776	4,696	17,99,456
Recovered Cases	350	2,190	10,49,853	315	1,921	7,27,614	0	2	185	665	4,113	17,77,559
Death Cases	0	0	10,746	0	1	6,218	0	0	4	0	1	16,968
Total Tests Done	In Last 24 hrs. : 16,771			In last 7 days : 1,08,715			Cumulative : 3,04,21,696					
Vaccine Doses Administered	In Last 24 hrs. : 10,851			In last 7 days : 1,28,481			Cumulative : 1,96,39,476					
ACTIVE CASES							4,929					

*Covid deaths occurred today : 00 | Covid deaths occurred beyond last 72 hrs., reported today : 00

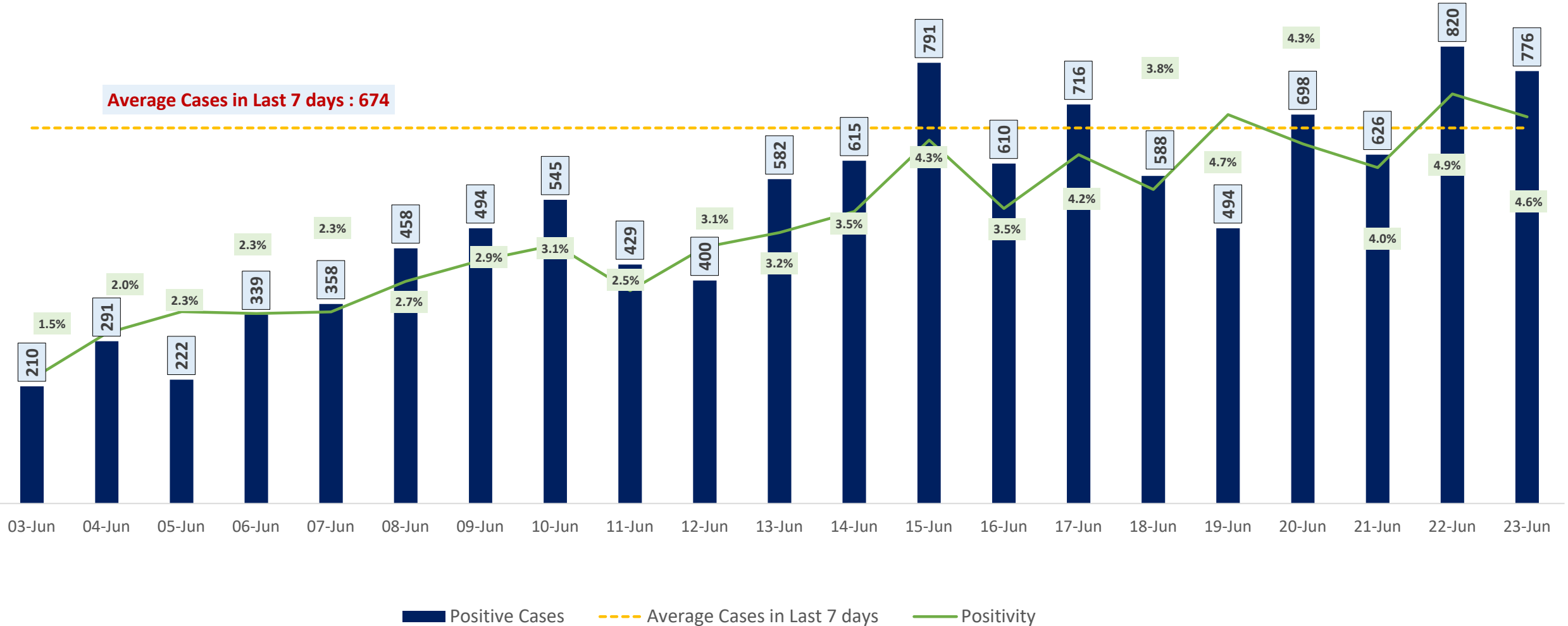


LAST 24 HOURS AGE GROUP AND GENDER WISE DISTRIBUTION





POSITIVITY RATE OF BENGALURU – LAST 21 DAYS

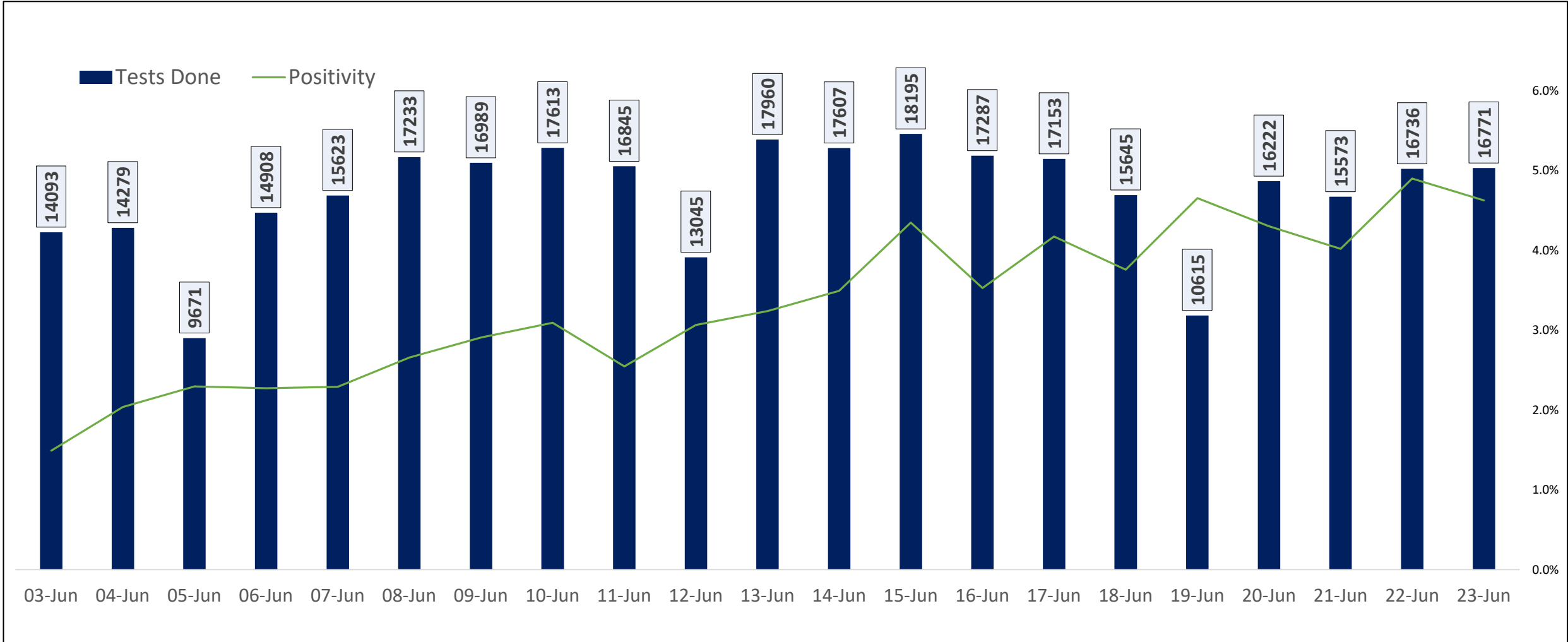




TESTING TRENDS IN BENGALURU

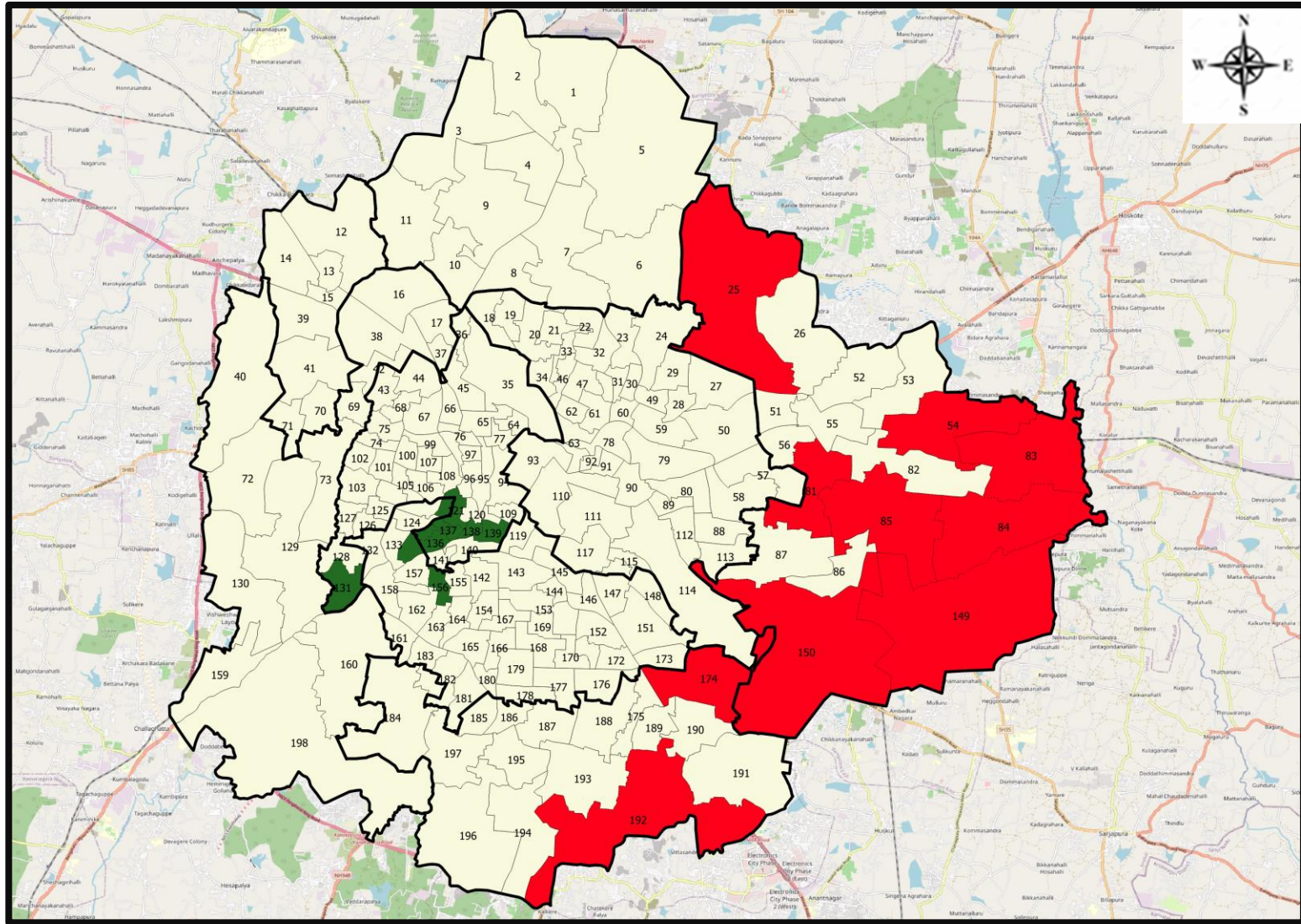


Total Test Conducted Till Date	Test Conducted Last 24 hours	Last 7 Days Average
3,04,21,696	16,771	15,531





BENGALURU URBAN MAP SHOWING TREND OF POSITIVE CASES IN LAST 7 DAYS



Top 10 wards reporting highest number of positive cases in last 7 days

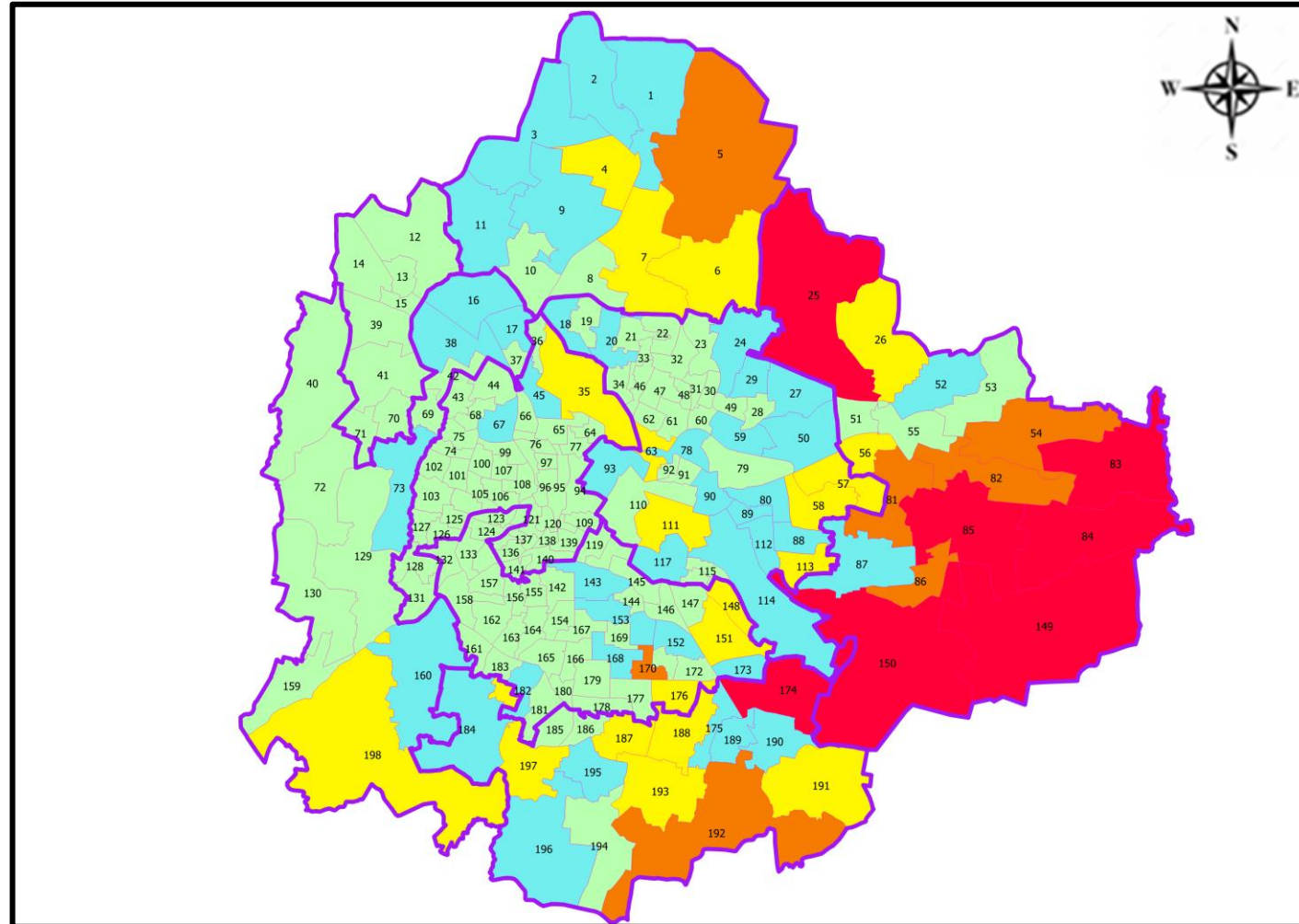
Ward No.	Ward Name	Daily Cases Average
150	Bellanduru	68
83	Kadugodi	35
85	Dodda Nekkundi	31
149	Varthuru	26
84	Hagadur	19
174	HSR Layout	18
25	Horamavu	16
54	Hudi	12
192	Begur	12
81	Vijnana Nagar	11

Top 10 wards reporting least number of positive cases in last 7 days

Ward No.	Ward Name	Daily Cases Average
156	Srinagara	0
139	K R Market	0
138	Chalavadipalya	0
137	Rayapura	0
136	Jagajivanram Nagar	0
135	Padarayanapura	0
134	Bapuji Nagar	0
131	Nayandahalli	0
122	Kempapura Agrahara	0
121	Binnipete	0



BENGALURU MAP SHOWING INTENSITY OF POSITIVE CASES IN LAST 7 DAYS



- Level 1 : 0 to 10 Cases
- Level 2 : 10 to 25 Cases
- Level 3 : 25 to 50 Cases
- Level 4 : 50 to 100 Cases
- Level 5 : More than 100 Cases
- Zone Boundaries

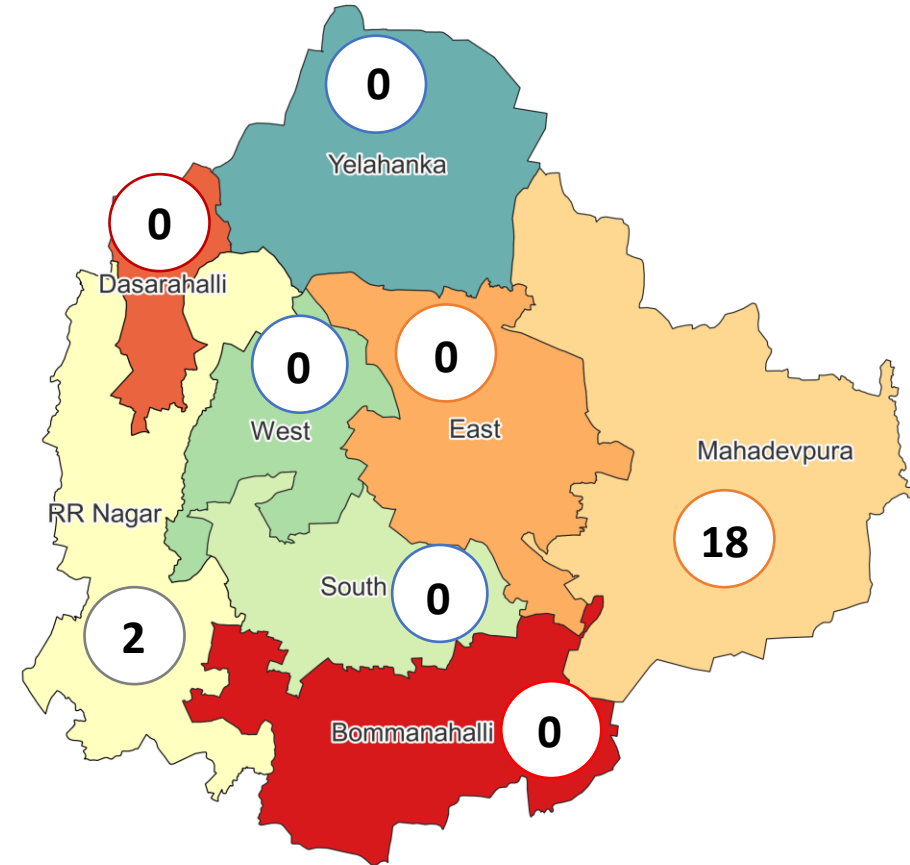


CLUSTER DETAILS



Zone Name	TOTAL CLUSTERS	Budding Clusters	Clusters	Outbreaks
		Less Than 5 Cases	5 To 14 Cases	More Than 14 Cases
BOMMANAHALLI	0 (-)	0 (-)	0 (-)	0 (-)
DASARAHALLI	0 (-)	0 (-)	0 (-)	0 (-)
EAST	0 (-)	0 (-)	0 (-)	0 (-)
MAHADEVPURA	18 (-)	18 (-)	0 (-)	0 (-)
RR NAGAR	2 (▼1)	0 (▼1)	0 (-)	2 (-)
SOUTH	0 (-)	0 (-)	0 (-)	0 (-)
WEST	0 (-)	0 (-)	0 (-)	0 (-)
YELAHANKHA	0 (▼1)	0 (▼1)	0 (-)	0 (-)
TOTAL	20 (▼2)	18 (▼2)	0 (-)	2 (-)

Total Active Clusters



Types of Clusters

Zone Name	Apartments/ Villa	Individual House	Hostels/Quarters	Others	Schools/Colleges
BOMMANAHALLI	0 (-)	0 (-)	0 (-)	0 (-)	0 (-)
DASARAHALLI	0 (-)	0 (-)	0 (-)	0 (-)	0 (-)
EAST	0 (-)	0 (-)	0 (-)	0 (-)	0 (-)
MAHADEVPURA	18 (-)	0 (-)	0 (-)	0 (-)	0 (-)
RR NAGAR	0 (▼1)	0 (-)	1 (-)	0 (-)	1 (-)
SOUTH	0 (-)	0 (-)	0 (-)	0 (-)	0 (-)
WEST	0 (-)	0 (-)	0 (-)	0 (-)	0 (-)
YELAHANKHA	0 (-)	0 (▼1)	0 (-)	0 (-)	0 (-)
TOTAL	18 (▼1)	0 (▼1)	1 (-)	0 (-)	1 (-)

▲▼ : Shows increase and decrease in numbers as compared to previous day

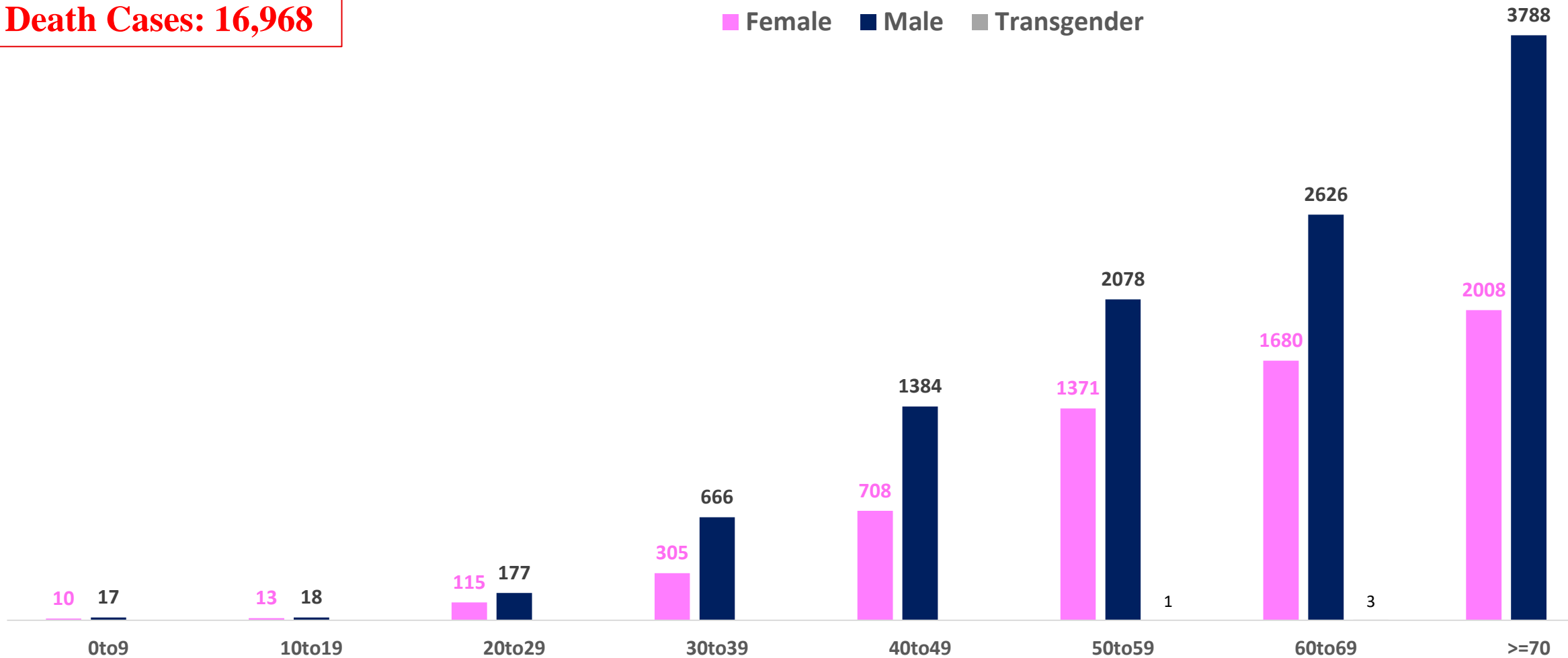


AGE AND GENDER WISE DISTRIBUTION OF DEATH CASES



Death Cases: 16,968

Female Male Transgender





VACCINATION COVERAGE AS ON 23.06.2022



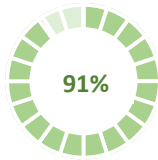
Total Doses Administered

1,96,39,476

▲ 10,851

Total 12-14 years Population : 2.82 Lakhs

1ST DOSE

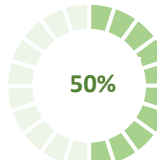


91%

2,56,055
Doses administered

▲ 667

2ND DOSE



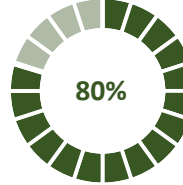
50%

1,40,909
Doses administered

▲ 758

Total 15-18 years Population : 4.42 Lakhs

1ST DOSE

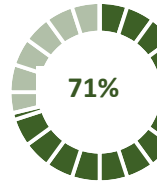


80%

3,52,022
Doses administered

▲ 132

2ND DOSE



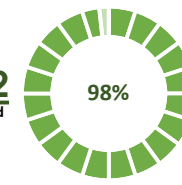
71%

3,14,832
Doses administered

▲ 920

Total adult Population : 91.7 Lakhs

1ST DOSE

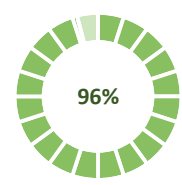


98%

90,05,648
Doses administered

▲ 166

2ND DOSE



96%

87,96,986
Doses administered

▲ 3,818

Priority Group*

Health Care Workers

Dose 1

2,10,336

Doses administered

▲ 3

Dose 2

2,06,864

Doses administered

▲ 21

Frontline Workers

Dose 1

3,81,867

Doses administered

▲ 1

Dose 2

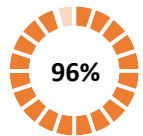
3,72,986

Doses administered

▲ 16

45 – 59 Years Coverage

Dose 1

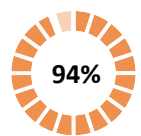


96%

16,94,366
Doses administered

▲ 17

Dose 2



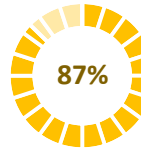
94%

16,64,889
Doses administered

▲ 469

18 - 44 Years Coverage

Dose 1



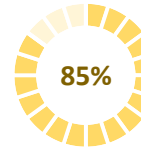
87%

57,39,197

Doses administered

▲ 134

Dose 2



85%

55,93,318

Doses administered

▲ 3,002

60 + Years Coverage

Dose 1



100%

9,79,882
Doses administered

▲ 11

Dose 2



100%

9,58,929
Doses administered

▲ 310

PRECAUTION DOSE



7,73,024

Doses administered

▲ 4,390

PRECAUTION DOSES ADMINISTERED

Health Care Workers

84,358

Booster Doses administered

▲ 402

Front Line Workers

1,02,549

Booster Doses administered

▲ 505

60 + Years Coverage

3,48,736

Booster Doses administered

▲ 634

18 + Years Coverage

2,37,381

Booster Doses administered

▲ 2,849

▲ indicates the increase in last 24 hours



COVID-19 SCENARIO IN BENGALURU AND OTHER METROPOLITAN CITIES



CITY NAME	Positive Cases	Active Cases	Recovered	Deceased	Vaccine Doses Administered
New Delhi	19,27,394	5,755	18,95,397	26,242	3,48,61,892
Bengaluru*	17,99,456	4,929	17,77,559	16,968	2,26,00,480
Mumbai	11,00,940	13,614	10,67,737	19,589	2,13,87,526
Chennai	7,56,746	2,472	7,45,206	9,068	1,06,43,451
Kolkata	4,47,192	272	4,41,264	5,656	1,02,98,808

Source : <https://dashboard.cowin.gov.in/> at 5:00pm (24.06.2022)
Source : <https://www.covid19bharat.org/> at 5:00 pm (24.06.2022)

*includes BBMP & Bengaluru Urban



SNAPSHOT OF COVID-19 CASES IN BENGALURU URBAN



**Total Wards With
< =10 Cases* :
114**

**Tests Conducted
On 23.06.2022:
16,771**

**Recovery
Rate:
98.78%**

**Total
Active Cases :
4,929**

**Total Vaccinated on
23.06.2022:
10,851**

**Positivity
Rate* :
4.34%**

**Active
Rate:
0.27%**

**Case
Fatality Rate* :
0.02%**



*Total positive cases In the past 7 days

*CFR and positivity is for Past 7 days



ಬೃಹತ್ ಬೆಂಗಳೂರು ಮಹಾನಗರ ಪಾಲಿಕೆ
Bruhat Bengaluru Mahanagara Palike



Download BBMP Bulletin	https://apps.bbmpgov.in/covid19/mediabulletin.php
For BBMPCovid19 Bed Status:	https://apps.bbmpgov.in/covid19/en/Bedstatus.php
To register for vaccination :	https://selfregistration.cowin.gov.in/
BBMP COVID19 Dashboard:	https://apps.bbmpgov.in/covid19/
Follow us on:	 www.facebook.com/bbmp.comm1/
	 twitter.com/BBMPCOMM

Issued by:

Honorable Chief Commissioner, BBMP
Special Commissioner Health & IT, BBMP
MD, Bengaluru Smart City Limited

THANK YOU !

